

**The Canadian Team at the XV Pan American Games Rio
de Janeiro, Brazil July 25-28, 2007**

CANADIANS TOTALLED OF SEVEN MEDALS

GOLD	Angus Mortimer	Men K-1 1000m	Field of 14 Competitors
GOLD	Jillian D'Alessio	Women K-1 500m	Field of 10 Competitors
GOLD	Marie-Christine Schmidt & Kia Byers	Women K-2 500m	Field of 8 Crews
SILVER	Angus Mortimer	Men K-1 500m	Field of 15 Competitors
SILVER	Jeremy Bordeleau & Mark de Jonge & Angus Mortimer & Christopher Pellini	Men K-4 1000m	Field of 7 Crews
BRONZE	Camille Tessier-Bussieres & Marie-Christine Schmidt & Jillian D'Alessio & Kia Byers	Women K-4 500m	Field of 8 Crews
BRONZE	Benjamin Russell	Men C-1 1000m	Field of 12 Competitors



Rowing Stadium
Estádio de Remo
Estadio de Remo

28 JUL 2007
09:50

CANOE / KAYAK FLATWATER RACING
CANOAGEM VELOCIDADE / CANOTAJE VELOCIDAD

K1 500m WOMEN
K-1 500m / K-1 500m

Final
Final / Final

RESULTS

Resultados / Resultados

Rank	Lane	NOC	BIB	Name	250m	500m			Q
1	4	CAN	36	D'ALESSIO Jill	59.41 (1)	2:01.977 (1) 1:02.567 (2)			
2	6	ARG	10	LAURO Fernanda	1:01.20 (5) 1.79	2:03.101 (2) 1:01.901 (1) 1.124			
3	2	MEX	80	MATEESCU Anca Ionela	59.69 (2) 0.28	2:03.721 (3) 1:04.031 (7) 1.744			
4	5	CUB	67	GANDARELA Dayexi	1:00.44 (3) 1.03	2:03.949 (4) 1:03.509 (4) 1.972			
5	9	VEN	113	SANCHEZ Zulmarys	1:00.64 (4) 1.23	2:04.437 (5) 1:03.797 (5) 2.460			
6	7	BRA	27	PEREIRA Naiane	1:02.24 (8) 2.83	2:05.273 (6) 1:03.033 (3) 3.296			
7	8	COL	51	ESCAMILLA Aura Maria	1:01.58 (6) 2.17	2:05.591 (7) 1:04.011 (6) 3.614			
8	1	CHI	43	ZAMORANO Fabiola	1:01.91 (7) 2.50	2:06.375 (8) 1:04.465 (9) 4.398			
9	3	USA	96	BURKE Jennifer	1:03.25 (9) 3.84	2:07.457 (9) 1:04.207 (8) 5.480			

Legend:

OF	Qualified for final	QS	Qualified for semifinal	??	Not clear	X	Eliminated
°C	Degree celsius	m/s	Metres per second				



Rowing Stadium
Estádio de Remo
Estadio de Remo

28 JUL 2007
10:55

CANOE / KAYAK FLATWATER RACING
CANOAGEM VELOCIDADE / CANOTAJE VELOCIDAD

K2 500m WOMEN
K-2 500m / K-2 500m

Final
Final / Final

RESULTS

Resultados / Resultados

Rank	Lane	NOC	BIB	Name	250m	500m			Q
1	8	CAN	37	BYERS Kia	57.66 (2)	1:57.411 (1)			
			39	SCHMIDT Marie-Christine		59.751 (1)			
					0.87				
2	1	CUB	59	MENESES Yulitza	56.79 (1)	1:58.389 (2)			
			60	ALVAREZ Lianet		1:01.599 (5)			
						0.978			
3	5	VEN	112	HERNANDEZ Ladymar	57.79 (3)	1:59.057 (3)			
			114	ESCALONA Eliana		1:01.267 (4)			
					1.00	1.646			
4	4	MEX	76	SALINAS MARTINEZ Carla	59.47 (5)	1:59.953 (4)			
			80	MATEESCU Anca Ionela		1:00.483 (3)			
					2.68	2.542			
5	7	ARG	10	LAURO Fernanda	1:00.61 (6)	2:00.513 (5)			
			8	CODARIN Marcela		59.903 (2)			
					3.82	3.102			
6	2	CHI	43	ZAMORANO Fabiola	58.67 (4)	2:02.015 (6)			
			44	ROCO Karen		1:03.345 (6)			
					1.88	4.604			
7	6	USA	97	AUSTIN Lauren	1:02.79 (7)	2:06.181 (7)			
			99	HAGLER Katie		1:03.391 (7)			
					6.00	8.770			
	3	BRA	17	CESAR PINTO Ariela					DNF
			27	PEREIRA Naiane					

Legend:

QF	Qualified for final	QS	Qualified for semifinal	??	Not clear	X	Eliminated
DNF	Did not finish	°C	Degree celsius	m/s	Metres per second		



Canoeing Stadium
Estádio de Remo
Estadio de Remo

27 JUL 2007
09:50

CANOE / KAYAK FLATWATER RACING
CANOAGEM VELOCIDADE / CANOTAJE VELOCIDAD

K4 500m WOMEN
K-4 500m / K-4 500m

Final
Final / Final

RESULTS

Resultados / Resultados

Rank	Lane	NOC	BIB	Name	250m	500m				Q
1	7	CUB	55	AMADOR Darisleydis	48.52 (1)	1:40.702 (1)				
			59	MENESES Yulitza		52.182 (4)				
			60	ALVAREZ Lianet						
			67	GANDARELA Dayexi						
2	2	VEN	114	ESCALONA Eliana	49.26 (2)	1:40.788 (2)				
			115	SILVA Vanessa		51.528 (1)				
			112	HERNANDEZ Ladymar	0.74	0.086				
			113	SANCHEZ Zulmarys						
3	4	CAN	36	D'ALESSIO Jill	49.48 (3)	1:42.246 (3)				
			37	BYERS Kia		52.766 (6)				
			38	TESSIER-BUSSIERES C.	0.96	1.544				
			39	SCHMIDT Marie-Christine						
4	3	MEX	75	MONTEMAYOR Maricela	51.36 (5)	1:43.496 (4)				
			76	SALINAS MARTINEZ Carla		52.136 (3)				
			79	ABRAHAM MAR Anais	2.84	2.794				
			80	MATEESCU Anca Ionela						
5	5	BRA	15	de SANTI RECH Luana	50.20 (4)	1:44.022 (5)				
			27	PEREIRA Naiane		53.822 (7)				
			17	CESAR PINTO Ariela	1.68	3.320				
			18	ALVAREZ Daniela						
6	1	ARG	9	MOLINARI Ines	52.04 (6)	1:44.156 (6)				
			13	FONTANINI Estefania		52.116 (2)				
			7	COLLUEQUE Cecilia	3.52	3.454				
			8	CODARIN Marcela						
7	8	USA	96	BURKE Jennifer	53.20 (7)	1:45.472 (7)				
			97	AUSTIN Lauren		52.272 (5)				
			98	FARRAR-WELLMAN	4.68	4.770				
			99	HAGLER Katie						
8	6	CHI	45	VALDES Marcela		1:49.396 (8)				
			43	ZAMORANO Fabiola						
			46	MORAGA Barbara		8.694				
			44	ROCO Karen						

Legend:

OF	Qualified for final	OS	Qualified for semifinal	??	Not clear	X	Eliminated
°C	Degree celsius	m/s	Metres per second				



Rowing Stadium
Estádio de Remo
Estadio de Remo

27 JUL 2007
09:15

CANOE / KAYAK FLATWATER RACING
CANOAGEM VELOCIDADE / CANOTAJE VELOCIDAD

C1 1000m MEN
C-1 1000m / C-1 1000m

Final
Final / Final

RESULTS

Resultados / Resultados

Rank	Lane	NOC	BIB	Name	250m	500m	750m	1000m	Q
1	5	MEX	78	CRISTOBAL QUIRINO Jose	57.66 (1)	1:59.13 (1) 1:01.47 (2)	3:00.64 (1) 1:01.51 (1)	4:01.532 (1) 1:00.892 (1)	
2	4	CUB	66	RAMOS Reydel	59.08 (2)	2:00.23 (2) 1:01.15 (1) 1.42	3:03.90 (2) 1:03.67 (3) 1.10	4:06.102 (2) 1:02.202 (2) 4.570	
3	7	CAN	29	RUSSELL Benjamin	59.73 (3)	2:01.82 (3) 1:02.09 (3) 2.07	3:04.71 (3) 1:02.89 (2) 4.07	4:09.598 (3) 1:04.888 (4) 8.066	
4	6	CHI	48	TAFRA Jhonnathan	1:01.14 (4)	2:04.19 (5) 1:03.05 (5) 3.48	3:08.33 (4) 1:04.14 (4) 5.06	4:13.390 (4) 1:05.060 (5) 7.69	
5	3	BRA	28	SANTOS de JESUS Nivalter	1:01.20 (5)	2:04.13 (4) 1:02.93 (4) 3.54	3:09.50 (5) 1:05.37 (5) 5.00	4:17.502 (5) 1:08.002 (8) 8.86	
6	1	USA	103	FINLAYSON Robert	1:04.12 (8)	2:12.18 (7) 1:08.06 (7) 6.46	3:20.51 (7) 1:08.33 (7) 13.05	4:22.870 (6) 1:02.360 (3) 19.87	
7	2	VEN	118	PAREDES Eduard	1:02.17 (6)	2:09.12 (6) 1:06.95 (6) 4.51	3:17.28 (6) 1:08.16 (6) 9.99	4:24.560 (7) 1:07.280 (6) 16.64	
8	9	COL	54	ESCAMILLA OSPINA Andres	1:02.82 (7)	2:13.04 (8) 1:10.22 (8) 5.16	3:23.83 (8) 1:10.79 (8) 13.91	4:33.852 (8) 1:10.022 (9) 23.19	
9	8	ARG	5	NIVEIRO Leonardo	1:05.51 (9)	2:16.57 (9) 1:11.06 (9) 7.85	3:27.85 (9) 1:11.28 (9) 17.44	4:35.830 (9) 1:07.980 (7) 27.21	

Legend:

QF	Qualified for final	QS	Qualified for semifinal	??	Not clear	X	Eliminated
°C	Degree celsius	m/s	Metres per second				



Rowing Stadium
Estádio de Remo
Estadio de Remo

28 JUL 2007
09:15

CANOE / KAYAK FLATWATER RACING
CANOAGEM VELOCIDADE / CANOTAJE VELOCIDAD

C1 500m MEN
C-1 500m / C-1 500m

Final
Final / Final

RESULTS

Resultados / Resultados

Rank	Lane	NOC	BIB	Name	250m	500m			Q
1	3	MEX	78	CRISTOBAL QUIRINO Jose	57.91 (2)	1:57.318 (1) 59.408 (2)			
					0.13				
2	4	CUB	58	PRUNA Aldo	58.31 (3)	1:57.320 (2) 59.010 (1)			
					0.53	0.002			
3	6	BRA	28	SANTOS de JESUS Nivalter	57.78 (1)	1:58.488 (3) 1:00.708 (3)			
						1.170			
4	7	CHI	48	TAFRA Jhonnathan	58.58 (4)	2:00.164 (4) 1:01.584 (4)			
					0.80	2.846			
5	5	CAN	29	RUSSELL Benjamin	59.05 (5)	2:02.528 (5) 1:03.478 (5)			
					1.27	5.210			
6	8	VEN	119	SILVA Jose	1:01.06 (6)	2:06.738 (6) 1:05.678 (6)			
					3.28	9.420			
7	1	ECU	71	LAZO Andres	1:04.72 (9)	2:11.570 (7) 1:06.850 (7)			
					6.94	14.252			
8	2	USA	103	FINLAYSON Robert	1:04.17 (8)	2:12.466 (8) 1:08.296 (8)			
					6.39	15.148			
9	9	COL	54	ESCAMILLA OSPINA Andres	1:02.71 (7)	2:13.028 (9) 1:10.318 (9)			
					4.93	15.710			

Legend:

QF	Qualified for final	QS	Qualified for semifinal	??	Not clear	X	Eliminated
°C	Degree celsius	m/s	Metres per second				



Rowing Stadium
Estádio de Remo
Estadio de Remo

27 JUL 2007
10:55

CANOE / KAYAK FLATWATER RACING
CANOAGEM VELOCIDADE / CANOTAJE VELOCIDAD

C2 1000m MEN
C-2 1000m / C-2 1000m

Final
Final / Final


RESULTS

Resultados / Resultados

Rank	Lane	NOC	BIB	Name	250m	500m	750m	1000m	Q
1	2	CUB	57	AGUILAR Karel	53.76 (1)	1:50.33 (1)	2:48.03 (1)	3:47.857 (1)	
			65	TORRES Serguey		56.57 (1)	57.70 (1)	59.827 (4)	
2	1	BRA	23	NASCIMENTO Vilson	54.90 (3)	1:52.11 (2)	2:50.31 (2)	3:49.307 (2)	
			24	MORENO Wladimir		57.21 (2)	58.20 (2)	58.997 (2)	
					1.14	1.78	2.28	1.450	
3	8	VEN	118	PAREDES Eduard	56.19 (6)	1:54.01 (5)	2:52.57 (4)	3:51.101 (3)	
			119	SILVA Jose		57.82 (3)	58.56 (3)	58.531 (1)	
					2.43	3.68	4.54	3.244	
4	6	CAN	40	KLEVINAS Mark	54.35 (2)	1:53.18 (3)	2:52.43 (3)	3:51.679 (4)	
			41	ANDISON Jamie		58.83 (5)	59.25 (5)	59.249 (3)	
					0.59	2.85	4.40	3.822	
5	7	CHI	50	LABRANA Alvaro	55.45 (4)	1:54.94 (6)	2:55.74 (6)	3:56.171 (5)	
			47	TORRES Alvaro		59.49 (6)	1:00.80 (7)	1:00.431 (5)	
					1.69	4.61	7.71	8.314	
6	3	MEX	77	CASTILLO Gabriel	56.04 (5)	1:53.92 (4)	2:53.51 (5)	3:57.479 (6)	
			85	CAPULTITLA Francisco		57.88 (4)	59.59 (6)	1:03.969 (6)	
					2.28	3.59	5.48	9.622	
7	5	USA	100	SCHWEDHELM	59.04 (8)	2:00.47 (8)	2:59.26 (7)	4:07.705 (7)	
			101	NARANJO Amniel		1:01.43 (7)	58.79 (4)	1:08.445 (7)	
					5.28	10.14	11.23	19.848	
8	9	ECU	70	FRYDSON Ossian	57.15 (7)	1:59.06 (7)	3:03.68 (8)	4:15.797 (8)	
			69	CHAVEZ Jorge		1:01.91 (8)	1:04.62 (8)	1:12.117 (9)	
					3.39	8.73	15.65	27.940	
9	4	ARG	5	NIVEIRO Leonardo	1:01.31 (9)	2:11.74 (9)	3:20.60 (9)	4:31.075 (9)	
			6	FEIJOO Pablo		1:10.43 (9)	1:08.86 (9)	1:10.475 (8)	
					7.55	21.41	32.57	43.218	

Legend:

QF	Qualified for final	QS	Qualified for semifinal	??	Not clear	X	Eliminated
°C	Degree celsius	m/s	Metres per second				



Rowing Stadium
Estádio de Remo
Estadio de Remo

27 JUL 2007
09:00

CANOE / KAYAK FLATWATER RACING
CANOAGEM VELOCIDADE / CANOTAJE VELOCIDAD

K1 1000m MEN
K-1 1000m / K-1 1000m

Final
Final / Final

RESULTS

Resultados / Resultados

Rank	Lane	NOC	BIB	Name	250m	500m	750m	1000m	Q
1	5	CAN	32	MORTIMER Angus	53.22 (4)	1:47.82 (1) 54.60 (2)	2:44.35 (1) 56.53 (3)	3:39.519 (1) 55.169 (1)	
					1.07				
2	3	BRA	22	CUATTRIN Sebastian	52.29 (2)	1:48.43 (2) 56.14 (3)	2:46.27 (2) 57.84 (4)	3:42.725 (2) 56.455 (2)	
					0.14	0.61	1.92	3.206	
3	4	CUB	61	GARCIA Jorge	52.60 (3)	1:51.84 (4) 59.24 (6)	2:46.61 (3) 54.77 (2)	3:44.341 (3) 57.731 (4)	
					0.45	4.02	2.26	4.822	
4	6	ARG	1	CORREA Miguel	54.75 (7)	1:48.75 (3) 54.00 (1)	2:46.65 (4) 57.90 (=5)	3:46.587 (4) 59.937 (8)	
					2.60	0.93	2.30	7.068	
5	7	VEN	109	PEREZ MONTILLA Marcos	52.15 (1)	1:59.81 (9) 1:07.66 (9)	2:49.48 (5) 49.67 (1)	3:47.105 (5) 57.625 (3)	
						11.99	5.13	7.586	
6	8	URU	90	D'AMBROSIO Marcelo	54.49 (6)	1:55.36 (7) 1:00.87 (7)	2:53.26 (6) 57.90 (=5)	3:52.253 (6) 58.993 (6)	
					2.34	7.54	8.91	12.734	
7	2	USA	95	BUSSEY Andrew	56.54 (9)	1:54.56 (6) 58.02 (4)	2:54.16 (8) 59.60 (7)	3:52.383 (7) 58.223 (5)	
					4.39	6.74	9.81	12.864	
8	1	GUA	73	ESTRADA Luis Arturo	53.58 (5)	1:52.72 (5) 59.14 (5)	2:53.55 (7) 1:00.83 (9)	3:54.599 (8) 1:01.049 (9)	
					1.43	4.90	9.20	15.080	
9	9	ECU	72	CUEVA Yautung	55.51 (8)	1:56.98 (8) 1:01.47 (8)	2:57.75 (9) 1:00.77 (8)	3:57.521 (9) 59.771 (7)	
					3.36	9.16	13.40	18.002	

Legend:

QF	Qualified for final	QS	Qualified for semifinal	??	Not clear	X	Eliminated
°C	Degree celsius	m/s	Metres per second				



Rowing Stadium
Estádio de Remo
Estadio de Remo

28 JUL 2007
09:00

CANOE / KAYAK FLATWATER RACING
CANOAGEM VELOCIDADE / CANOTAJE VELOCIDAD

K1 500m MEN
K-1 500m / K-1 500m

Final
Final / Final


RESULTS

Resultados / Resultados

Rank	Lane	NOC	BIB	Name	250m	500m			Q
1	4	MEX	84	CORTINA Manuel	51.37 (2)	1:45.350 (1)			
						53.980 (2)			
					0.59				
2	6	CAN	32	MORTIMER Angus	52.29 (4)	1:46.094 (2)			
						53.804 (1)			
					1.51	0.744			
3	5	BRA	26	ISAIAS da SILVA Edson	50.78 (1)	1:47.696 (3)			
						56.916 (5)			
						2.346			
4	3	ARG	1	CORREA Miguel	52.03 (3)	1:49.550 (4)			
						57.520 (7)			
					1.25	4.200			
5	8	VEN	110	BENETT Marcell	53.67 (6)	1:51.170 (5)			
						57.500 (6)			
					2.89	5.820			
6	2	CUB	63	CHACON Francisco	53.18 (5)	1:51.280 (6)			
						58.100 (8)			
					2.40	5.930			
7	7	URU	91	VERGARA Cristhian	55.41 (7)	1:52.278 (7)			
						56.868 (4)			
					4.63	6.928			
8	1	ECU	72	CUEVA Yautung	55.90 (8)	1:55.398 (8)			
						59.498 (9)			
					5.12	10.048			
9	9	USA	104	WOLSKI Bartosz	59.67 (9)	1:55.664 (9)			
						55.994 (3)			
					8.89	10.314			

Legend:

QF	Qualified for final	QS	Qualified for semifinal	??	Not clear	X	Eliminated
°C	Degree celsius	m/s	Metres per second				



Rowing Stadium
Estádio de Remo
Estadio de Remo

27 JUL 2007
10:20

CANOE / KAYAK FLATWATER RACING
CANOAGEM VELOCIDADE / CANOTAJE VELOCIDAD

K2 1000m MEN
K-2 1000m / K-2 1000m

Final
Final / Final

RESULTS

Resultados / Resultados

Rank	Lane	NOC	BIB	Name	250m	500m	750m	1000m	Q
1	1	MEX	83	VALDEZ Jesus	51.08 (6)	1:40.83 (3)	2:34.34 (2)	3:25.196 (1)	
			84	CORTINA Manuel		49.75 (2)	53.51 (4)	50.856 (1)	
					2.47	0.84	2.11		
2	8	ARG	3	de TORRES Pablo	48.97 (2)	1:40.10 (2)	2:32.23 (1)	3:26.552 (2)	
			2	BERGERO Juan Pablo		51.13 (3)	52.13 (2)	54.322 (6)	
					0.36	0.11	1.356		
3	7	VEN	116	RAMOS RAMOS Jose G.	49.63 (4)	1:41.97 (5)	2:34.59 (3)	3:28.106 (3)	
			117	RODRIGUEZ Gabriel		52.34 (6)	52.62 (3)	53.516 (3)	
					1.02	1.98	2.36	2.910	
4	2	CAN	31	CORBETT Colin	48.61 (1)	1:39.99 (1)	2:34.91 (5)	3:28.870 (4)	
			35	HAMMER Wesley		51.38 (4)	54.92 (6)	53.960 (4)	
						2.68	3.674		
5	5	CUB	64	ZULUETA Maikel	49.53 (3)	1:41.00 (4)	2:34.65 (4)	3:29.362 (5)	
			62	MONTALVO Carlos		51.47 (5)	53.65 (5)	54.712 (7)	
					0.92	1.01	2.42	4.166	
6	6	BRA	25	BITENCOURT Givago	53.02 (7)	1:49.88 (8)	2:38.92 (6)	3:33.114 (6)	
			21	MAIA de OLIVEIRA Jonatan		56.86 (8)	49.04 (1)	54.194 (5)	
					4.41	9.89	6.69	7.918	
7	4	USA	92	PETROVICS	54.36 (8)	1:43.34 (6)	2:42.90 (8)	3:35.230 (7)	
			94	RITCHIE Sam		48.98 (1)	59.56 (8)	52.330 (2)	
					5.75	3.35	10.67	10.034	
8	3	URU	90	D'AMBROSIO Marcelo	50.16 (5)	1:44.44 (7)	2:40.32 (7)	3:36.794 (8)	
			91	VERGARA Cristhian		54.28 (7)	55.88 (7)	56.474 (8)	
					1.55	4.45	8.09	11.598	

Legend:

OF	Qualified for final	QS	Qualified for semifinal	??	Not clear	X	Eliminated
°C	Degree celsius	m/s	Metres per second				



Rowing Stadium
Estádio de Remo
Estadio de Remo

28 JUL 2007
10:05

CANOE / KAYAK FLATWATER RACING
CANOAGEM VELOCIDADE / CANOTAJE VELOCIDAD

K2 500m MEN
K-2 500m / K-2 500m

Final
Final / Final


RESULTS

Resultados / Resultados

Rank	Lane	NOC	BIB	Name	250m	500m			Q
1	8	MEX	83	VALDEZ Jesus	47.37 (3)	1:36.386 (1)			
			84	CORTINA Manuel		49.016 (4)			
					2.03				
2	5	CUB	61	GARCIA Jorge	45.34 (1)	1:36.488 (2)			
			64	ZULUETA Maikel		51.148 (6)			
						0.102			
3	2	ARG	3	de TORRES Pablo	47.83 (4)	1:36.692 (3)			
			2	BERGERO Juan Pablo		48.862 (2)			
					2.49	0.306			
4	6	BRA	19	MAHELER Roberto	47.95 (5)	1:36.930 (4)			
			20	CAMPOS Carlos		48.980 (3)			
					2.61	0.544			
5	4	VEN	116	RAMOS RAMOS Jose G.	46.82 (2)	1:37.108 (5)			
			117	RODRIGUEZ Gabriel		50.288 (5)			
					1.48	0.722			
6	3	CAN	34	PELLINI Chris	50.04 (8)	1:37.706 (6)			
			33	BORDELEAU Jeremy		47.666 (1)			
					4.70	1.320			
7	7	URU	90	D'AMBROSIO Marcelo	48.42 (6)	1:42.328 (7)			
			91	VERGARA Cristhian		53.908 (7)			
					3.08	5.942			
8	1	USA	120	CHING Danny	48.58 (7)	1:43.234 (8)			
			93	ABBOTT Eric		54.654 (8)			
					3.24	6.848			

Legend:

QF	Qualified for final	QS	Qualified for semifinal	??	Not clear	X	Eliminated
°C	Degree celsius	m/s	Metres per second				



Rowing Stadium
Estádio de Remo
Estadio de Remo

27 JUL 2007
11:10

CANOE / KAYAK FLATWATER RACING
CANOAGEM VELOCIDADE / CANOTAJE VELOCIDAD

K4 1000m MEN
K-4 1000m / K-4 1000m

Final
Final / Final

RESULTS

Resultados / Resultados

Rank	Lane	NOC	BIB	Name	250m	500m	750m	1000m	Q	
1	2	BRA	19	MAHELER Roberto	44.26 (2)	1:31.60 (2)	2:17.21 (1)	3:04.145 (1)		
			20	CAMPOS Carlos		47.34 (4)	45.61 (3)	46.935 (2)		
			22	CUATTRIN Sebastian		0.96	2.49			
			26	ISAIAS da SILVA Edson						
2	5	CAN	34	PELLINI Chris	44.77 (4)	1:32.75 (5)	2:20.56 (5)	3:04.865 (2)		
			32	MORTIMER Angus		47.98 (5)	47.81 (5)	44.305 (1)		
			30	de JONGE Mark		1.47	3.64	3.35		0.720
			33	BORDELEAU Jeremy						
3	6	CUB	68	RODRIGUEZ Eliecer	43.30 (1)	1:29.11 (1)	2:18.43 (3)	3:05.573 (3)		
			64	ZULUETA Maikel		45.81 (1)	49.32 (6)	47.143 (3)		
			61	GARCIA Jorge			1.22	1.428		
			62	MONTALVO Carlos						
4	1	ARG	11	EVANS Gustavo	45.73 (5)	1:36.67 (6)	2:18.08 (2)	3:05.591 (4)		
			4	DALBO Daniel		50.94 (6)	41.41 (1)	47.511 (4)		
			1	CORREA Miguel		2.43	7.56	0.87		1.446
			12	SALLETTE Roberto						
5	7	MEX	81	VALDEZ MENDOZA David	45.79 (6)	1:32.30 (4)	2:19.25 (4)	3:07.253 (5)		
			82	de JESUS GRACIA Jose		46.51 (3)	46.95 (4)	48.003 (5)		
			83	VALDEZ Jesus		2.49	3.19	2.04		3.108
			84	CORTINA Manuel						
6	3	USA	95	BUSSEY Andrew	44.51 (3)	1:37.54 (7)	2:21.20 (6)	3:09.979 (6)		
			104	WOLSKI Bartosz		53.03 (7)	43.66 (2)	48.779 (6)		
			93	ABBOTT Eric		1.21	8.43	3.99		5.834
			120	CHING Danny						
7	4	VEN	106	LUGO GIL Davier Jose	46.30 (7)	1:32.24 (3)	2:22.09 (7)	3:11.055 (7)		
			110	BENETT Marcell		45.94 (2)	49.85 (7)	48.965 (7)		
			111	COLMENAREZ Jesus		3.00	3.13	4.88		6.910
			109	PEREZ MONTILLA Marcos						

Legend:

OF	Qualified for final	QS	Qualified for semifinal	??	Not clear	X	Eliminated
°C	Degree celsius	m/s	Metres per second				